



Schindler 5500

Design lines, colors and materials.
Design that speaks to your senses.





Freedom of design

Create the look and feel you like. Combine colors, materials, lighting, mirrors, handrails and fixtures to achieve the ambiance that fits both your ideas and your building. Choose from one of our four interior design lines or design the whole car to your own taste.



Our favorite designs just give you an idea of what is possible and can be easily combined. If you like to be more creative, you can even design your own car.

The whole variety – in five steps only.

This elevator follows your ideas.

Step 1



Combine colors and materials.
Choose out of four design lines or combine with glass walls and doors.

Step 2





Select your operating panels.
Integrate stainless steel or glass panels in black or white.

Step 3



Pick a floor and ceiling.
Choose from stainless steel ceiling options with a matt or gold finish and matching floors.

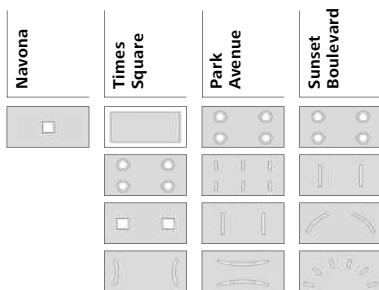


Step 4



Choose the lighting.

Create ambiance with direct or indirect lighting and different lighting designs like square, spot or curve.

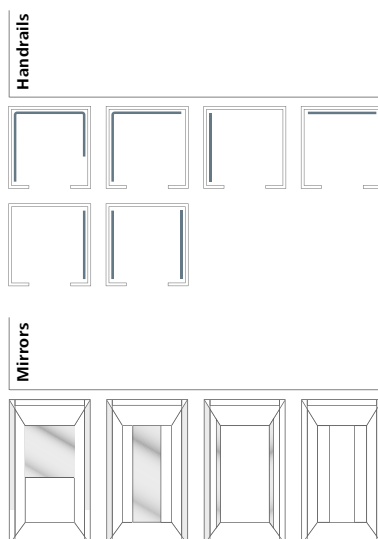


Step 5



Add options.

Handrails and mirrors complete the car. Illuminated handrails and skirting are an additional highlight.



Fits your style



The bare car option allows up to 50 % of the car's rated capacity as additional weight for your interior.

Navona

Functional and durable

Provide clarity and solid comfort to your car with this robust design line. Fresh colors, a contrasting rear wall, the option of three different floors or a bare floor make Navona the right choice for residential applications.

Stainless steel can be added to rear and side walls. Navona's interior stands for long lasting functionality right where it is needed.

Times Square

Modern and versatile

Determine your contemporary look. Choose from warm or cool colors to create a fresh look or combine the options to enhance contrast for more depth. Select glass

doors and walls for transparency. Use a bare car option to create your style and taste. Times Square adds distinctive features to any public, commercial or residential building.

Park Avenue

Sophisticated and elegant

Discover pure elegance with back painted glass walls or choose wood laminate to create a more contemporary ambiance. The optional wave design, a rounded transition from ceiling to rear wall, gives your car a unique appearance. An additional highlight is a gold or silver-

shimmer from our metallic glass collection or a bronze or satinated grey finish on stainless steel. Matched lighting perfects the stylish design of this elevator – an ideal fit for representative buildings like high-end residential, hotels and offices.

Sunset Boulevard

Inspirational and full of character

Aim high for passenger excitement in upmarket locations like hotels, clubs and restaurants. The combination of premium quality materials, captivating patterns and

splashy color gradients make this car a unique experience. Lighting and ceiling concepts create a fascinating atmosphere. Make your elevator become your stage.



Navona

Functional and durable



Car



Lighting



Ceiling

Powder coated
Riga Grey

Powder coated
Polar White

Stainless steel
Lucerne Brushed

Note

Specifications, options and colors are subject to change. All cars and options illustrated in this brochure are representative only. The samples shown may vary from the original in color and material.






Side walls

 <p>Powder coated Capri Yellow</p>	 <p>Powder coated Ravenna Orange</p>	 <p>Powder coated San Marino Blue</p>
 <p>Powder coated Genoa Green</p>	 <p>Powder coated Riga Grey</p>	 <p>Stainless steel Lucerne Brushed</p>








Rear wall

 <p>Stainless steel Lucerne Brushed</p>	 <p>Powder coated Riga Grey</p>	 <p>Powder coated Polar White</p>
--	---	---





Floor

 <p>Black rubber Speckled</p>	 <p>Grey Rubber</p>	 <p>Grey Rubber Studded</p>	 <p>Aluminum Checker Plate</p>
--	--	---	---



Times Square

Modern and versatile



Multicolor options

Play with fresh and vibrant colors. Choose from a range of warm and cold colors that look great on their own, but also stunning when combined.

Laminate and stainless steel

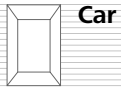
Create a different ambiance by selecting different materials. For a fresh look and feel, choose from colorful laminates. Stainless steel gives a more clean and modern look. Combine both materials for more individuality.

Glass walls and doors

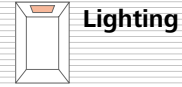
Add panorama to your elevator. Select glass panels for side walls or rear wall, or both for complete transparency.

Times Square

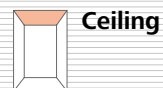

Let color speak your language.



Car



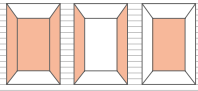
Lighting



Ceiling



Note
Specifications, options and colors are subject to change. All cars and options illustrated in this brochure are representative only. The samples shown may vary from the original in color and material.




Walls

Laminate Dubai Blue	Laminate Seville Sunset	Laminate Siena Brown	Stainless steel Lucerne Brushed
Laminate Cadiz Blue	Laminate Tangier Orange	Laminate Milan Grey	Stainless steel Montreux Mirror
Laminate Tahiti Green	Laminate Aswan Yellow	Laminate Polar White	Stainless steel Geneva Dama
Laminate Athens Grey	Laminate Suez Grey		Stainless steel Lausanne Linen



Floor

Black rubber Speckled	Artificial granite Grey	Artificial granite Black	Artificial granite Brown	Prepared for customer-supplied floor
---------------------------------	-----------------------------------	------------------------------------	------------------------------------	--



Park Avenue

Sophisticated and elegant



Back painted glass

By putting color behind glass, you create a high gloss and vibrant effect that adds a pleasant ambiance to your car. In order to make the back painted glass walls perfectly fit the overall appearance of the building, you can either choose from pre-selected colors or optionally specify any NCS (Natural Color System) color.

Wave

The optional „wave“, a rounded design element that beautifully merges ceiling and rear wall, provides the car with unique elegance.

Illuminated handrails and skirting

Highlight your car with illuminated handrails and skirting for a special effect and a lasting impression.

Glass walls and doors

Select transparent glass panels for side walls or rear wall, or both to add marvelous panorama to your elevator.

Park Avenue


From contemporary to elegant.




Car

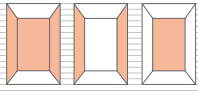


Lighting



Ceiling





Walls

 <p>Back painted glass Shanghai Red</p>	 <p>Back painted glass "Metallic" Petersburg Amber</p>	 <p>Back painted glass "Metallic" Stockholm Grey</p>	 <p>Stainless steel Lausanne Linen</p>	 <p>Laminate Slavonia Wood</p>
 <p>Back painted glass Jodhpur Blue</p>	 <p>Back painted glass "Metallic" Toronto Titanium</p>	 <p>Stainless steel Lucerne Brushed</p>	 <p>Stainless steel Lugano Matt finish</p>	 <p>Laminate Vancouver Wood</p>
 <p>Back painted glass Antigua Celestine</p>	 <p>Back painted glass "Metallic" Leon Silver</p>	 <p>Stainless steel Montreux Mirror</p>	 <p>Stainless steel Zurich Dark Brushed</p>	 <p>Laminate Chigago Wood</p>
 <p>Back painted glass "Satinated" Helsinki Grey</p>	 <p>Back painted glass "Metallic" Kashmir Blue</p>	 <p>Stainless steel Geneva Dama</p>	 <p>Stainless steel Doha Gold</p>	 <p>Laminate Arosa Wood</p>

+ Back painted glass option
Define your own NCS color.



Floor

 <p>Black rubber Speckled</p>	 <p>Artificial granite Grey</p>	 <p>Artificial granite Black</p>	 <p>Artificial granite Brown</p>	<p>Prepared for customer-supplied floor</p>
--	---	--	---	---


Note

Specifications, options and colors are subject to change. All cars and options illustrated in this brochure are representative only. The samples shown may vary from the original in color and material.



Sunset Boulevard

Inspirational and full of character



Digital print on satinated glass

Gorgeous and intense colors, emphasized through satin glass for more elegance. From atmospheric blue-red to warm gray-beige color gradients, this design allows you to create a fascinating ambiance and an unforgettable ride experience.

Digital print on stainless steel

Create ambiance not only with colors but with eye-catching patterns printed on stainless steel. Choose clear structured geometrical forms or bold organic designs. No matter the size of your car, digital decoration patterns always look stunning.

Illuminated handrails and skirting

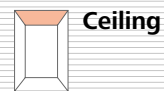
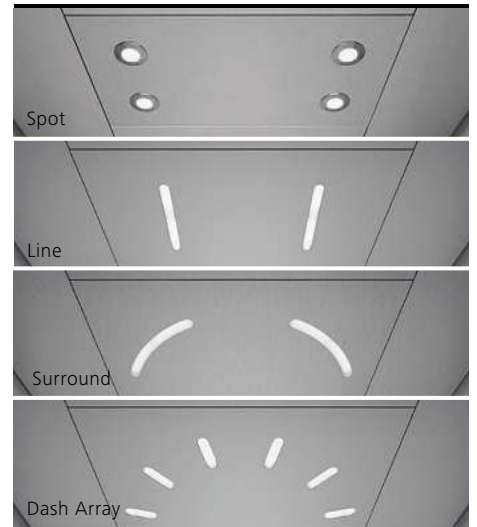
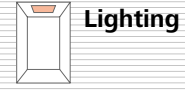
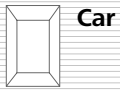
Small details, big impact. Illuminated handrails and skirting give the car a unique final touch.

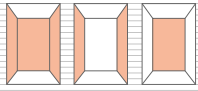
Glass walls and doors

Add panorama to your elevator. Select glass panels for side walls or rear wall, or both for complete transparency.

Sunset Boulevard


Digital print on stainless steel





Walls

Digital print on Montreux Mirror or
Lugano Matt finish stainless steel



Walls

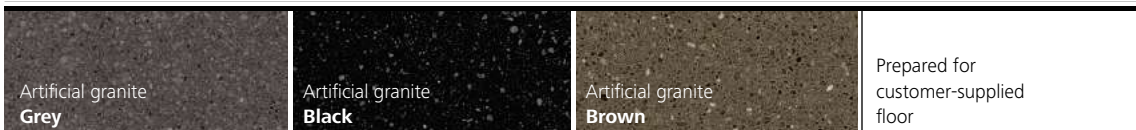
Stainless
steel



Note
Specifications, options and
colors are subject to change.
All cars and options illustrated
in this brochure are represen-
tative only. The samples shown
may vary from the original in
color and material.

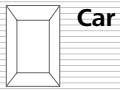


Floor

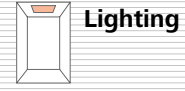


Sunset Boulevard

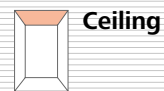
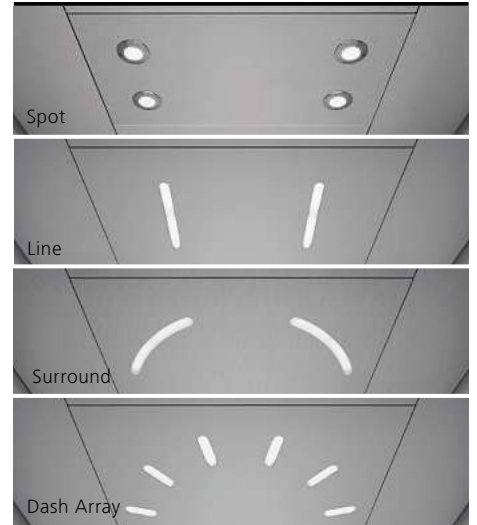
Digital print on satinated glass



Car

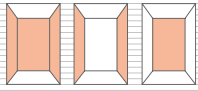


Lighting




Ceiling






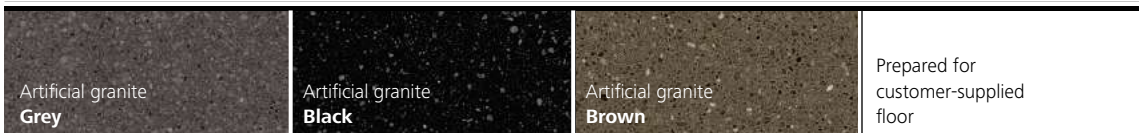
Walls
Digital decoration
on satin glass



Walls
Stainless
steel



Floor



Note


Specifications, options and colors are subject to change. All cars and options illustrated in this brochure are representative only. The samples shown may vary from the original in color and material.

Eye-catching transparency

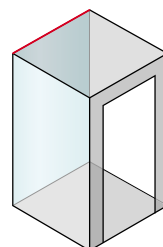
From glass walls and doors to glass cars

Glass walls and doors for more transparency

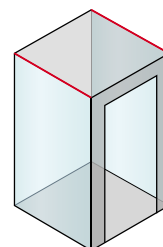
Experience maximum visibility and unique views like never before. Select from a wide range of glass doors that suit your application. Glass can be selected for side and rear walls of the car for complete transparency or combined with other car interior materials from the Times Square, Park Avenue and Sunset Boulevard design lines.



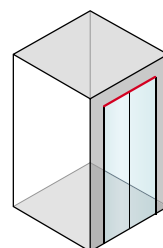
Frames for glass walls are available in two stainless steel finishes.



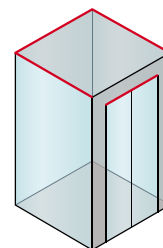
Glass rear wall



Glass side walls



Glass door



Glass rear and side walls with glass door

Note

Specifications, options and colors are subject to change. All cars and options illustrated in this brochure are representative only. The samples shown may vary from the original in color and material.




Times Square with glass panels
Ceiling and rear wall: Stainless steel Lucerne Brushed
Side walls: Glass
Floor: Black artificial granite
Lighting: LED Indirect



Times Square with glass panels
Ceiling and side walls: Stainless steel Lucerne Brushed
Rear wall: Glass
Floor: Black artificial granite
Lighting: LED Indirect

Glass panels



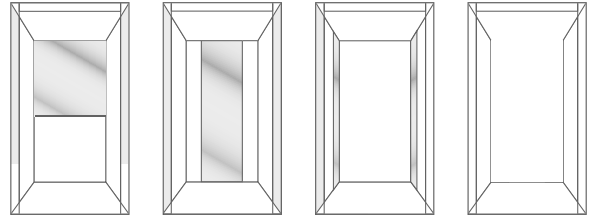
Times Square with glass panels
Ceiling: Stainless steel
Lucerne Brushed
Rear and side walls: Glass
Floor: Black artificial granite
Lighting: LED indirect

A perfect outfit with matching accessories.

Fixtures and options

Mirrors


Mirrors always add a special sense of space to rooms and buildings. In order to give your car more appeal and depth, the side walls or the rear wall can be provided with a full-height or half-height safety-glass mirror.



Handrails


Even though your elevator travels smoothly and with almost no sound, handrails convey a feeling of security. Stainless steel handrails match the interior and shapes of

your car and can be mounted to the side and rear walls. Illuminated handrails and skirting are an additional highlight and add to the overall ambiance of the car.



Landing arrangement

Schindler 5500 fixtures and landing indicators help passengers to find the way to the elevator and get to their selected destination comfortably. Choose your optimal landing arrangements for simplex and multiplex installations, surface or wall mounting.





Full-height rear wall mirror



Half-height rear wall mirror



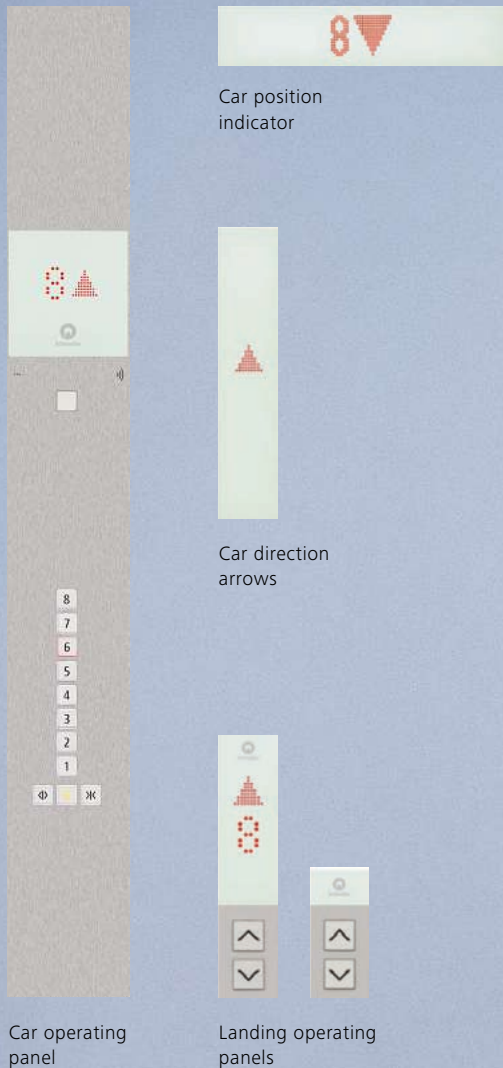
Left and right rear wall mirror panels



Left and right side wall mirror panels

Elegant design. Easy to operate.

An invitation to passenger control.

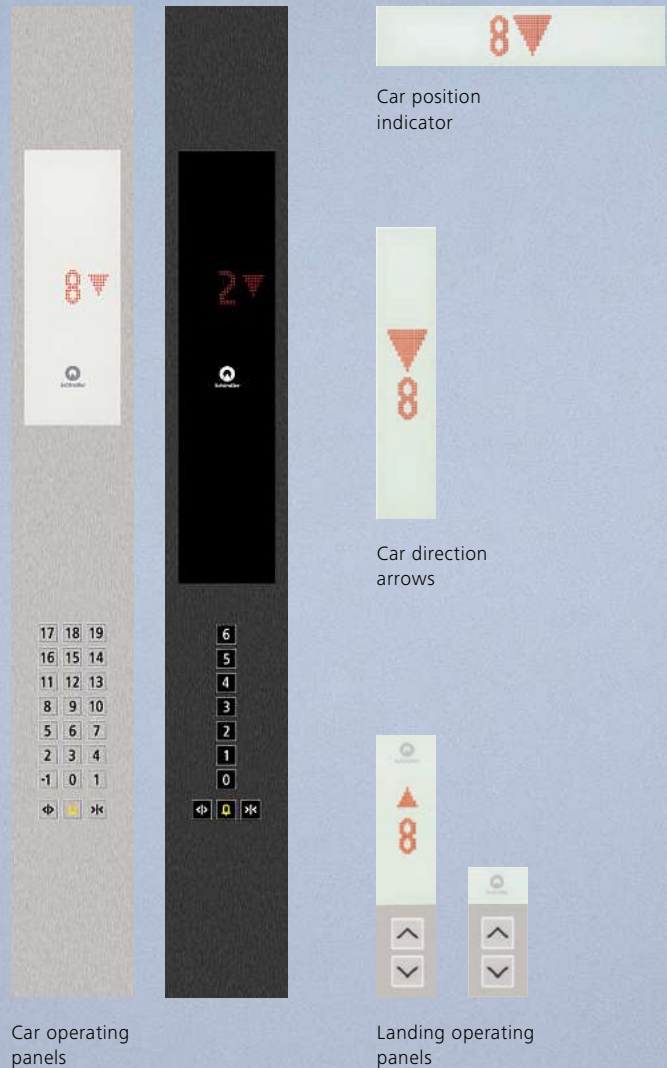


Linea 100

Functional design in stainless steel. Integrated white glass display with large, easily readable red LED dot matrix. Clear push buttons with red call confirmation.

Optional features:

- Concealed attendant box
- Key switches
- Braille on buttons




Linea 300



Versatile in decoration. Modern and robust face plate in stainless steel, mirror polished or linen. Push buttons with clear white illumination which turns red when call is recognized. Glass panel in white or black with large, easily readable, high-resolution red LED dot matrix display.

Optional features:

- TFT LCD screen
- Concealed attendant box
- Different mounting options for landing fixtures
- Key switches
- Card reader
- Braille on buttons



Car operating panels



Landing operating panel



PORT Terminal with card reader

Linea Vetro

Stylish and elegant full height glass panel in black or white, integrates seamlessly in the car interior. Touch sensitive operation with clearly readable high-resolution TFT LCD display. An eye-catching design for an exclusive ambiance.

Available from summer.

PORT Terminal

This new range of hall call destination terminals delivers brainpower to your building. Various PORT Terminal options are available to optimize traffic flows. For detailed information, visit www.theporttechnology.com.

More options for a better fit.

Schindler offers you numerous elevator design features and functionality options across all relevant categories. The following list provides a condensed overview of choices in each theme group. It allows you to tailor your elevator and achieve a perfect fit with your building.

Interior design

- Glass doors and glass wall panels
- LED lighting integrated in ceiling panel
- Bare car option, add up to 50% of the rated load
- Back painted glass in various colors
- Digital print on stainless steel or satinated glass
- Illuminated handrail and skirting

Performance

- Up to 8 cars in a group or extendable with PORT Technology
- Advanced drive technology
- Double entrance with parallel or selective door opening
- Active door locking
- Enhanced ride quality kit
- Remote monitoring and diagnostics

Accessibility

- Schindler PORT Technology
- Building monitoring interface
- Accessibility for passengers with disabilities
- Multi-language voice signalization
- Mechanical or touch-sensitive operating panel
- Attendant service

Security


- 3D Light curtain on doors
- Floor access control
- Interface for CCTV
- Remote alarm
- Automatic evacuation
- Fire services
- Firefighter elevator (EN81-72)
- Earthquake operation

Green

- LED lighting
- Eco Mode, enhanced standby
- Floor lighting control
- Halogen-free cabling
- Regenerative drive



To assist you in selecting the features for your building, please contact your Schindler sales representative.



When vision meets discipline. Schindler partners with Solar Impulse.



Schindler is a main partner of **Solar Impulse**, the zero fuel airplane aiming to fly around the world propelled only by solar energy.

www.schindler.com



Find more information on
Schindler products.

Just scan the code with your mobile phone,
using free QR code scanner software.
This is either pre-installed on your phone or
easily downloadable for free.

