



## Schindler 6500 interior design

Feel free to think out of the box.

Design options, colours and materials.





# Freedom of design

Create the look and feel you like. Combine colours, materials, lighting, mirrors, handrails and fixtures to achieve the ambiance that fits both your ideas and your building. Choose from one of our four interior design lines or design the whole car according to your own taste with the Libertà option.

Our favourite designs just give you an idea of what is possible and can be easily combined. If you like to be more creative, you can even design your own car.

# The whole variety – in five steps only.

## This elevator follows your ideas.

Your choice. The Schindler 6500 takes adaptability to a new level.

### Step 1



**Combine colours and materials.**  
Choose out of four design lines or combine with glass walls and doors.

### Step 2



**Select your operating panels.**  
Integrate stainless steel or glass panels in black or white.

### Step 3



**Pick a floor and ceiling.**  
Choose from stainless steel ceiling options with a matt or gold finish and matching floors.

### Step 4



**Choose the lighting.**  
Create ambiance with direct or indirect lighting and different lighting designs like square, spot or curve.

### Step 5

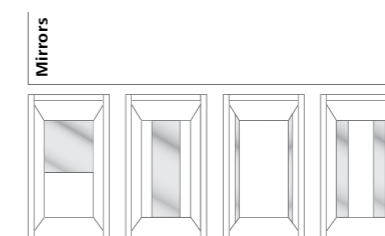
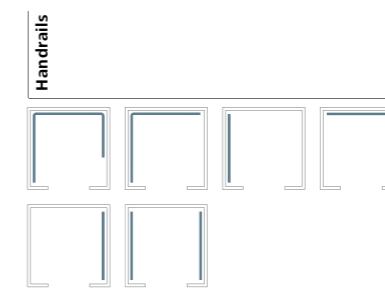
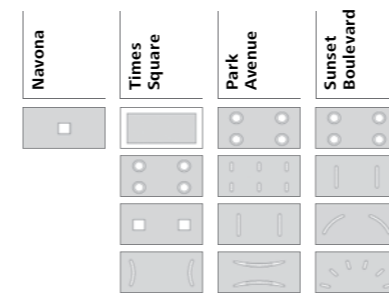




**Add options.**  
Handrails and mirrors complete the car. Illuminated handrails and skirtings are an additional highlight.

### Fits your style



The bare car option allows up to 50 % of the car's rated capacity as additional weight for your interior.





## Navona

### Functional and durable

Provide clarity and solid comfort to your car with this robust design line. Fresh colours, a contrasting rear wall, the option of three different floors or a bare floor make Navona the right choice for residential applications.

Stainless steel can be added to rear and side walls. Navona stands for long lasting functionality right where it is needed.

## Times Square

### Modern and versatile

Determine your contemporary look. Choose from warm or cool colours to create a fresh look or combine the options to enhance contrast for more depth. Select glass

doors and walls for transparency. Use a bare car option to create your style and taste. Times Square adds distinctive features to any public, commercial or residential building.

## Park Avenue

### Sophisticated and elegant

Discover pure elegance with back painted glass walls or choose wood laminate to create a more contemporary ambiance. The optional wave design, a rounded transition from ceiling to rear wall, gives your car an unique appearance. An additional highlight is a gold or silver-


shimmer from our metallic glass collection or a bronze or satinated grey finish on stainless steel. Matched lighting perfects the stylish look of this design line – an ideal fit for representative buildings like high requirement residential, hotels and offices.

## Sunset Boulevard

### Inspirational and full of character

Aim high for passenger excitement in upmarket locations like hotels, clubs and restaurants. The combination of premium quality materials, captivating patterns and

splashy colour gradients makes this car an unique experience. Lighting and ceiling concepts create a fascinating atmosphere. Transform your elevator into your stage.



# Navona

Functional and durable



**Car**

**Lighting**

Square

**Ceiling**

Powder coated  
**Riga Grey**

Powder coated  
**Polar White**

**Side walls**

Powder coated  
**San Marino Blue**

Powder coated  
**Genoa Green**

Stainless steel  
**Lucerne Brushed**

**Rear wall**

Stainless steel  
**Lucerne Brushed**

Powder coated  
**Riga Grey**

Powder coated  
**Polar White**

**Floor**

Black rubber  
**Speckled**


Grey Rubber

Grey Rubber  
**Studded**

Aluminium  
**Checker Plate**

Prepared for customer-supplied floor

**Note**  
Specifications, options and colours are subject to change. All cars and options illustrated in this brochure are representative only. The samples shown may vary from the original in colour and material.



# Times Square

## Modern and versatile

**Ceiling**  
Stainless steel  
**Lucerne Brushed**

**Lighting**  
Bracket

**Walls**  
Laminate  
**Tangier Orange**

**Floor**  
Artificial granite  
**Brown**

### Multicoloured options

Play with fresh and vibrant colours. Choose from a range of warm and cold colours that look great on their own, but also stunning when combined.

### Laminate and stainless steel

Create a different ambiance by selecting different materials. For a fresh look and feel, choose from colourful laminates. Stainless steel gives a more clean and modern look. Combine both materials for more individuality.

### Glass walls and doors

Add panorama to your elevator. Select glass panels for side walls or rear wall, or both for complete transparency.


# Times Square

Let colour speak your language.



Car

## Lighting



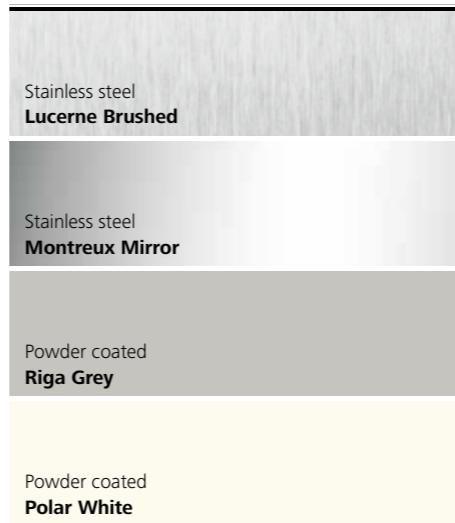
Indirect

Spot

Square

Bracket

## Ceiling



Stainless steel  
**Lucerne Brushed**


Stainless steel  
**Montreux Mirror**

Powder coated  
**Riga Grey**

Powder coated  
**Polar White**

**Note**  
Specifications, options and colours are subject to change. All cars and options illustrated in this brochure are representative only. The samples shown may vary from the original in colour and material.

## Walls



Laminate  
**Dubai Blue**

Laminate  
**Seville Sunset**

Laminate  
**Siena Brown**

Stainless steel  
**Lucerne Brushed**

Laminate  
**Cadiz Blue**

Laminate  
**Tangier Orange**

Laminate  
**Milan Grey**

Stainless steel  
**Montreux Mirror**

Laminate  
**Tahiti Green**

Laminate  
**Aswan Yellow**

Laminate  
**Polar White**

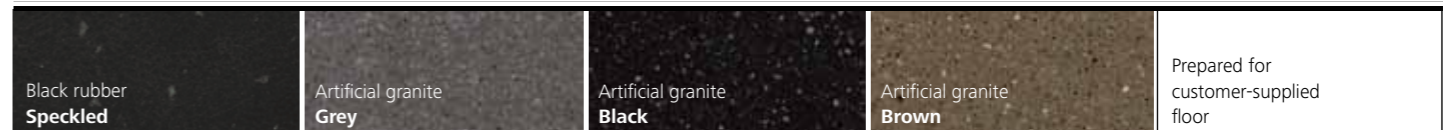
Stainless steel  
**Geneva Dama**

Laminate  
**Athens Grey**

Laminate  
**Suez Grey**

Stainless steel  
**Lausanne Linen**

## Floor



Black rubber  
**Speckled**

Artificial granite  
**Grey**

Artificial granite  
**Black**

Artificial granite  
**Brown**

Prepared for  
customer-supplied  
floor





## Park Avenue

### Sophisticated and elegant

**Ceiling**  
Stainless steel  
Lucerne **Brushed**

**Lighting**  
Line

**Wave**

**Walls**  
Back painted glass  
**Shanghai Red**

**Floor**  
Artificial granite  
**Black**

#### **Back painted glass**

By putting colour behind glass, you create a high gloss and vibrant effect that adds a pleasant ambiance to your car. In order to make the back painted glass walls perfectly fit the overall appearance of the building, you can either choose from pre-selected colours or optionally specify any NCS (Natural Colour System) colour.

#### **Wave**

The optional „wave“, a rounded design element that beautifully merges ceiling and rear wall, provides the car with unique elegance.

#### **Illuminated handrails and skirting**

Highlight your car with illuminated handrails and skirting for a special effect and a lasting impression.

#### **Glass walls and doors**

Select transparent glass panels for side walls or rear wall, or both to add marvellous panorama to your elevator.




# Park Avenue

From contemporary to elegant.



**Car**

**Lighting**



**Ceiling**

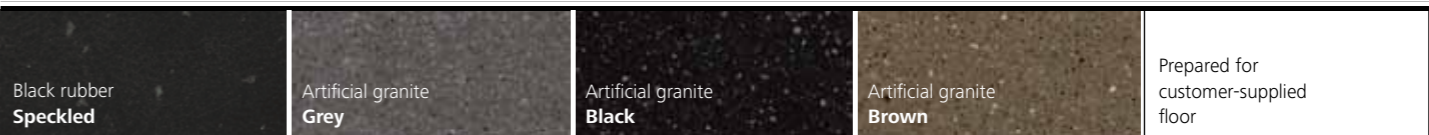


**Walls**



**+ Back painted glass option**  
Define your own NCS colour.

**Floor**



**Note**  
Specifications, options and colours are subject to change. All cars and options illustrated in this brochure are representative only. The samples shown may vary from the original in colour and material.



# Sunset Boulevard

## Inspirational and full of character

**Ceiling**  
Stainless steel  
Lucerne Brushed

**Lighting**  
Dash Array

**Walls**  
Digital print on satinated glass  
Moscow Red

**Floor**  
Artificial granite  
Grey

### Digital print on satinated glass

Gorgeous and intense colours, emphasized through satin glass for more elegance. From atmospheric blue-red to warm grey-beige colour gradients, this design allows you to create a fascinating ambiance and an unforgettable ride experience.

### Digital print on stainless steel

Create ambiance not only with colours but with eye-catching patterns printed on stainless steel. Choose clear structured geometrical forms or bold organic designs. No matter the size of your car, digital decoration patterns always look stunning.

### Illuminated handrails and skirting

Small details, big impact. Illuminated handrails and skirting give the car a unique final touch.

### Glass walls and doors

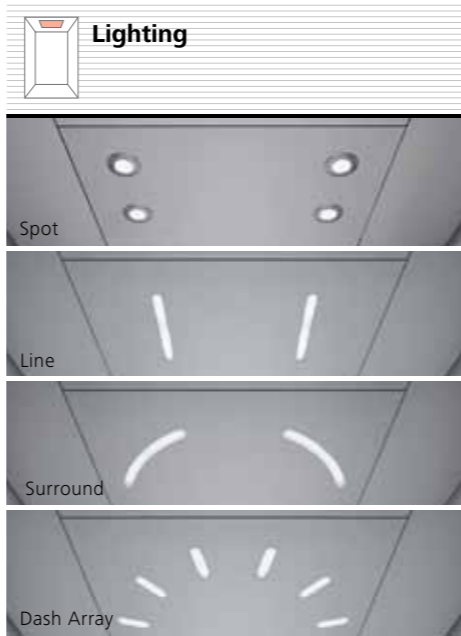
Add panorama to your elevator. Select glass panels for side walls or rear wall, or both for complete transparency.

# Sunset Boulevard

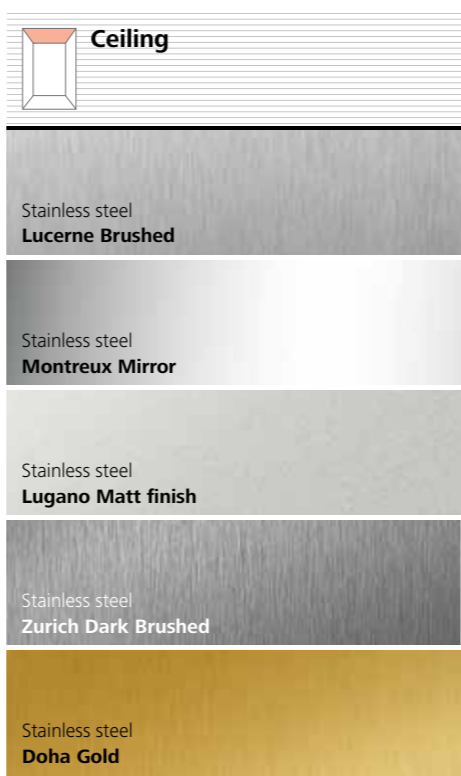
## Digital print on stainless steel




**Car**



**Lighting**

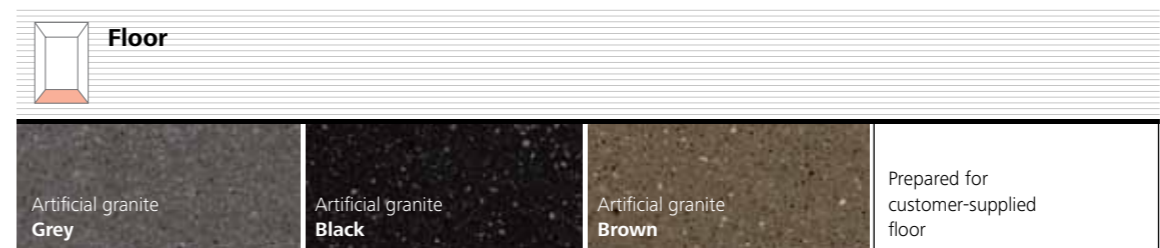


**Ceiling**



**Walls**  
Digital print on Montreux Mirror or Lugano Matt finish stainless steel

**Note**  
Specifications, options and colours are subject to change. All cars and options illustrated in this brochure are representative only. The samples shown may vary from the original in colour and material.



**Floor**



**Walls**  
Stainless steel




# Sunset Boulevard

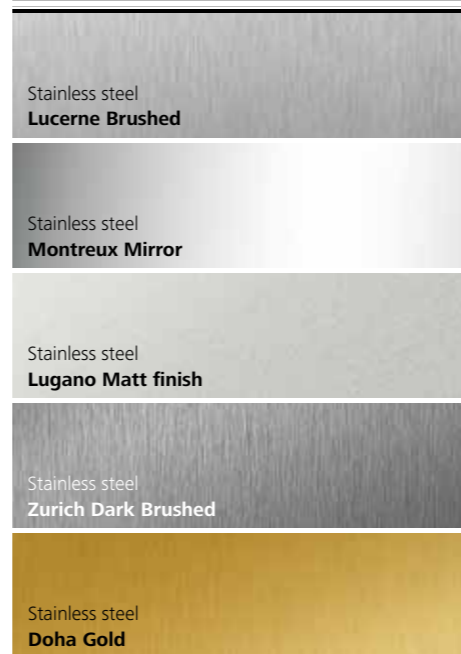
## Digital print on satinated glass



### Lighting




### Ceiling



### Walls

Digital decoration on satin glass

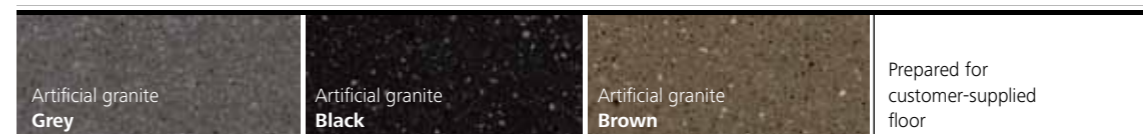


### Walls

Stainless steel



### Floor



**Note**  
Specifications, options and colours are subject to change. All cars and options illustrated in this brochure are representative only. The samples shown may vary from the original in colour and material.




# Eye-catching transparency

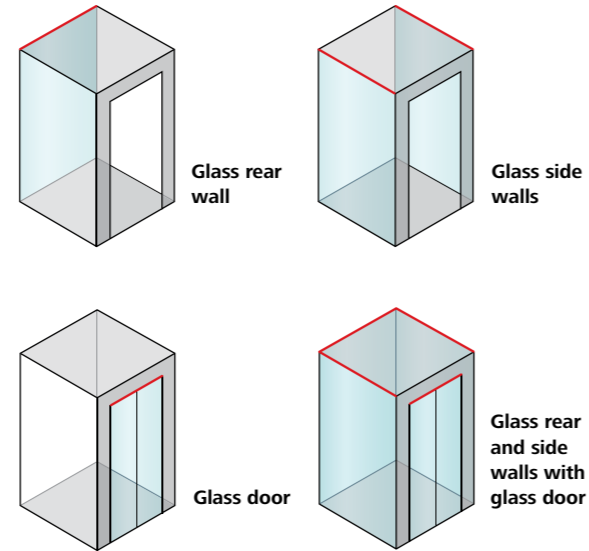
## From glass walls and doors to glass cars

### Glass walls and doors for more transparency

Experience maximum visibility and unique views like never before. Select from a wide range of glass doors that suit your application. Glass can be selected for side and rear walls of the car for complete transparency or combined with other car interior materials from the Times Square, Park Avenue and Sunset Boulevard design lines.



Frames for glass walls are available in two stainless steel finishes.




**Note**  
Specifications, options and colours are subject to change. All cars and options illustrated in this brochure are representative only. The samples shown may vary from the original in colour and material.



**Times Square with glass panels**  
Ceiling and rear wall: Stainless steel Lucerne Brushed  
Side walls: Glass  
Floor: Black artificial granite  
Lighting: LED Indirect

**Times Square with glass panels**  
Ceiling and side walls: Stainless steel Lucerne Brushed  
Rear wall: Glass  
Floor: Black artificial granite  
Lighting: LED Indirect



Glass panels

**Times Square with glass panels**  
Ceiling: Stainless steel Lucerne Brushed  
Rear and side walls: Glass  
Floor: Black artificial granite  
Lighting: LED Indirect



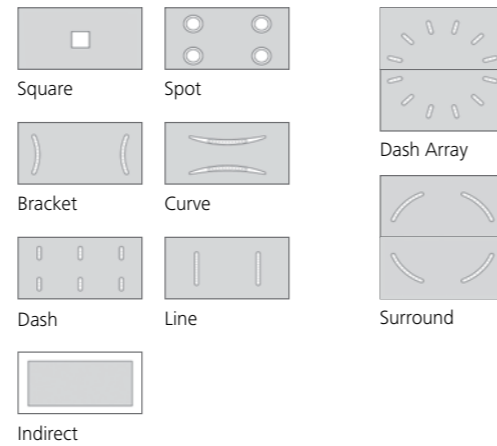
# Libertà – Personalize your elevator

## Do you want to put yourself in the design director's chair?

With the Libertà option, enjoy the possibility to create your own car interior with a free choice of combinations. Select the ceiling, combine any wall and floor colours from our 4 distinct décor lines and choose your options. The bare car option allows up to 50 % of the car's rated capacity as additional weight giving you full freedom for customized interiors.

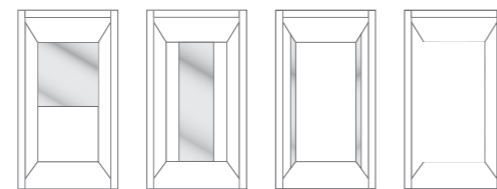
## Lightings

Lightings complement the ambiance in your elevator. Select from 9 lighting styles with direct or indirect lighting to create the desired atmosphere in your car. Depending on car dimension one or two lighting elements are mounted. Elements Surround and Dash Array are only available in a limited range of car dimensions.



## Mirrors

Mirrors always add a special sense of space to rooms and buildings. In order to give your car more appeal and depth, the side walls or the rear wall can be provided with a full-height or half-height safety-glass mirror.



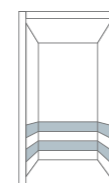
## Handrails

Even though your elevator travels smoothly and with almost no sound, handrails convey a feeling of security. Stainless steel handrails match the interior and shapes of your car and can be mounted to the side and rear walls. Illuminated handrails and skirting are an additional highlight and add to the overall ambiance of the car. Available in straight, straight with curved ends and revolving layout.



## Bumper rails

To protect your car wall from damage bumper rails can be mounted as an option. Choose from different heights depending on your requirements. Available in stainless steel, PVC or wood.



## Note

Specifications, options and colours are subject to change. All cars and options illustrated in this brochure are representative only. The samples shown may vary from the original in colour and material.

**Lighting**  
9 Styles  
Lighting Indirect

**Ceilings**  
7 Finishings  
Ceiling Stainless steel Lucerne Brushed

**Car Door & Front**  
5 Finishings  
Car door & front Lausanne Linen

**Walls**  
48 Colours\*  
Wall Back painted glass Shanghai Red

**Rear Wall**  
Glass  
Digital decoration on satin glass Antalya Blue

**Handrails**  
2 Finishings  
Handrail straight with curved ends Stainless steel hairline

**Bumper Rails**  
3 Finishings  
Bumper Rails Stainless steel Lucerne Brushed

**Skirting**  
3 Finishings  
Skirting Stainless steel Lucerne Brushed


**Floors**  
7 Colours  
Floor Artificial granite Grey

\* or define your own NCS colour for back painted glass



# Elegant design. Easy to operate.

## An invitation to passenger control.



### Linea 100

Functional design in stainless steel. Integrated white glass display with large, easily readable red LED dot matrix. Clear push buttons with red call confirmation.

#### Optional features

- Concealed attendant box
- Key switches
- Braille on buttons

### Linea 300

Versatile in decoration. Modern and robust face plate in stainless steel, mirror polished or linen. Push buttons with clear white illumination which turns red when call is recognized. Glass panel in white or black with large, easily readable, high-resolution red LED dot matrix display.

#### Optional features

- TFT LCD screen
- Concealed attendant box
- Different mounting options for landing fixtures
- Key switches
- Card reader
- Braille on buttons

### Linea Vetro

Stylish and elegant full height glass panel in black or white, integrates seamlessly in the car interior. Touch sensitive operation with clearly readable high-resolution TFT LCD display. An eye-catching design for an exclusive ambiance.

### PORT Terminal

This new range of hall call destination terminals delivers brainpower to your building. Various PORT Terminal options are available to optimize traffic flows.

For detailed information, visit [www.theporttechnology.com](http://www.theporttechnology.com).

# More options

Schindler offers you numerous elevator design features and functionality options across all relevant categories. The following list provides a condensed overview of choices in each theme group. It allows you to tailor your elevator and achieve a perfect fit with your building.

## Interior design

- Glass doors and glass wall panels
- LED lighting integrated in ceiling panel
- Bare car option, add up to 50% of the rated load
- Back painted glass in various colours
- Digital print on stainless steel or satinated glass
- Illuminated handrail and skirting

## Performance

- Up to 8 cars in a group or extendable with PORT Technology
- Advanced drive technology
- Double entrance with parallel or selective door opening
- Active door locking
- Enhanced ride quality kit
- Schindler Direct ready

## Accessibility


- Schindler PORT Technology
- Building monitoring interface
- Accessibility for passengers with disabilities
- Multi-language voice signalization
- Mechanical or touch-sensitive operating panel
- Attendant service


## Security

- 3D Light curtain on doors
- Floor access control
- Interface for CCTV
- Remote alarm
- Automatic evacuation
- Fire services
- Firefighter elevator (EN81-72 2015)
- Earthquake operation (EN81-77)

## Green

- LED lighting
- Eco Mode, enhanced standby
- Floor lighting control
- Halogen-free cabling
- Regenerative drive



 To assist you in selecting the features for your building, please contact your Schindler sales representative.

# Built-to-last. Always up-to-date.



Modernizing ensures safety, comfort and protects your investment in the long term. Schindler replaces whole systems or step-by-step, by replacing specific parts. Schindler can upgrade any installation to meet passenger needs and to comply with official regulations. Find more information on Schindler products: just scan the code with your mobile phone, using free QR code scanner software. This is pre-installed on your phone or easily downloadable for free.



Schindler Management  
Group Sales & Marketing E1  
Zugerstrasse 13  
6030 Ebikon  
Switzerland

Phone: +41 41 445 31 31  
Fax: +41 41 445 39 11

[www.schindler.com](http://www.schindler.com)

**Schindler Your First Choice.**

This publication is for general informational purposes only and we reserve the right at any time to alter the product design and specifications. No statement contained in this publication shall be construed as a warranty or condition, expressed or implied, as to any product, its fitness for any particular purpose, merchantability, quality or shall be interpreted as a term or condition of any agreement regarding the products or services contained in this publication. Minor differences between printed and actual colours may exist.